

INDIA FRONTLINE EQUITY FUND (IFEF)

A sub-fund of ABSL Umbrella UCITS Plc.

Investment Manager

Aditya Birla Sun Life Asset Management Company Pte. Ltd.

Investment Objective

The investment objective of Fund is to generate long term growth of capital.

Investment Philosophy

The fund is a India equity, diversified long only strategy. It follows a growth oriented investment style that seeks to consistently deliver better risk-adjusted returns relative to the benchmark.

Key Facts (as on 31st July 2020)

Inception Date	November 3rd, 2014
Total Fund Size	USD \$142.26 million
NAV "D" Share	USD \$115.41
NAV "A" Share	USD \$91.54
Domicile	Dublin, Ireland
Fund Base Currency	USD
UCITS	Yes
Benchmark	MSCI India
Benchmark Ticker	MXIN
Minimum Additional Purchase	USD 1000
Minimum Redemption	USD 1000

Share Class wise

	A	B	C	D
ISIN	IE00BJ8RGK74	IE00BJ8RGL81	IE00BJ8RGM98	IE00BJ8RGN06
Fund Ticker	AINFLEA ID Equity	AINFLEB ID Equity	AINFLEC ID Equity	AINFLED ID Equity
Swiss Valor	43014556	43014578	43014582	34358002
Initial Charges	NIL	NIL	NIL	NIL
Redemption Charges*	NIL	Max 3.0%**	NIL	NIL
Minimum Initial Subscription (USD)	5000	5000	100,000	1,000,000

This is the maximum that might be taken out of your money before it is invested or before the proceeds of your investment are paid out respectively.

** The exit load would be charged in the below slabs:

Charge 3% for investors exiting within 1 year of investment
 Charge 2% for investors exiting within 2 years of investment
 Charge 1% for investors exiting within 3 years of investment
 For further details on Charges refer to the Prospectus and Supplement of the Fund.

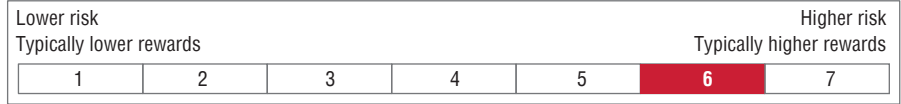
Risk Statistics

Standard Deviation	25.78%
Sharpe Ratio#	-0.09
Beta	0.99

Risk ratios pertain to "D" share class

Standard Deviation, Sharpe Ratio & Beta are calculated on Annualised basis using 3 year history of monthly USD returns. All statistical ratios w.r.t. MSCI India Index # Risk-free rate assumed to be 0.09% (3 Month US Treasury Bill yield as on 31-July-20)

Synthetic Risk & Reward Indicator (SRRI)



Market Outlook

MSCI India (US\$) rose 10.1% in July outperforming peers MSCI EM (+8.4%) and MSCI APxJ (+7.5%), with YTD underperformance paring to 6-9%. Mid and small cap indices underperformed large cap indices by 3-4%.

Indian equities continue its upward momentum in July with markets rebounding by 46% from Mar lows and only 10% below YTD/all-time peak in mid Jan. However, the rally in July lacks breadth, given 2/3rd of the market uptick is contributed by Infosys and Reliance. Markets continue to move higher despite the relentless increase in daily new COVID cases and sharp earnings downgrades.

In India, we are still seeing a rising trend in number of COVID cases although fatality rate remains low. There are signs of reflation in economy – pent up demand is seen - although it remains to be seen if this will sustain. Key high frequency indicators are showing improvement although some are flattening out. Rural economy is a bright spot with normal monsoon and Kharif sowing higher YoY. Global macro factors such as low oil prices and stable currency also continue to be in India's favour.

FIs recorded net inflows of US\$1.3bn into Indian equities in July. YTD, FIs are net sellers at US\$1.2bn in Indian equities. FIs recorded net outflows from debt markets at US\$329mn in July, the 5th consecutive month of outflows. YTD, FIs have sold US\$14.6bn in the debt markets. DIs were net equity sellers of US\$1.3bn in July. Both mutual funds and insurance funds were net equity sellers in July at US\$1.0bn and

US\$314mn respectively.

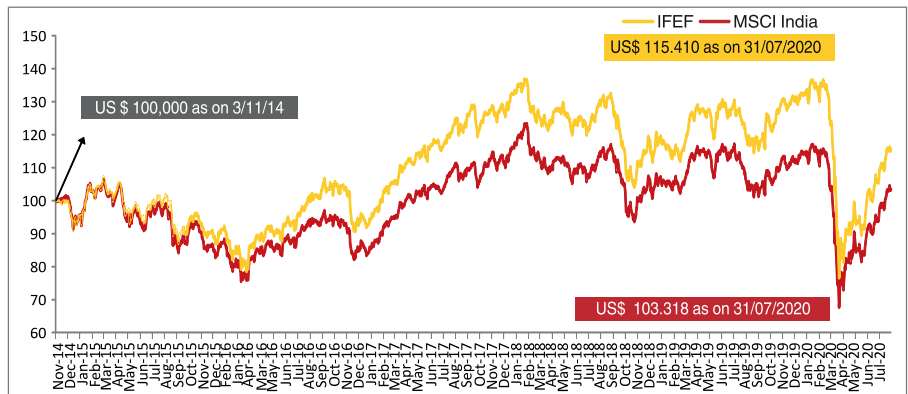
Q1 FY21 earnings are expected to be weak and further earnings downgrades can be expected. However, corporate earnings should bottom out in FY21. A recovery is projected in FY22 and economy and earnings are expected to normalize by FY23. Also, companies are re-designing business processes to take advantage of technology, remove inefficiencies, and reduce costs which may lead to faster recovery in earnings and ROE.

Valuations are reasonable with Nifty Trailing P/B ~13% below its LTA. Midcaps & small caps are at relatively attractive valuations. Low interest rates and high liquidity can justify higher equity valuations going forward.

USD has entered a bear market and a weaker USD boosts EM flows and assets. India continued to see strong FII inflows in July. However, domestic flows have turned negative even though SIP flows have been steady.

In the current environment, instead of a short term 1-year view, it would be best to take a 3-year view as the economy and earnings would have normalized by then. Over a 3-year timeframe, we can expect a return CAGR higher than the LTA of 12.5% for the Nifty. Indicators like Market Cap-to-GDP and Market Cap-to-Broad Money Supply indicate that the market has enough room to rise from current levels. Low interest rates and high liquidity justify higher valuations.

Fund Performance (as on 31st July 2020)



Period	IFEF	MSCI India	Outperformance
1 Month	9.5%	10.1%	-0.6% ↓
3 Months	15.9%	14.2%	1.8% ↑
6 Months	-13.1%	-8.4%	-4.7% ↓
9 Months	-11.4%	-8.3%	-3.1% ↓
1 Year	-5.4%	-4.7%	-0.7% ↓
2 Year	-5.9%	-5.0%	-0.9% ↓
3 Year	-2.2%	-2.1%	0.0% ↑
5 Year	2.9%	1.1%	1.7% ↑
Since Inception	2.5%	0.6%	2.0% ↑
YTD	-12.7%	-9.1%	-3.6% ↓

Source: Bloomberg, ABSLAMC Internal Research

Returns are net of expenses. Returns are in % and absolute returns for period less than 1 year & CAGR for period 1 year or more. The returns for IFEF D Share & MSCI (India) are in US Dollars. Past performance is not indicative of future results. MSCI - Morgan Stanley Capital International. CAGR - Compounded Annualised Growth Rate. Returns shown above are point to point returns.



Morningstar Rating

The rating is based on the current information furnished to Morningstar. For the methodology used refer to www.morningstar.com

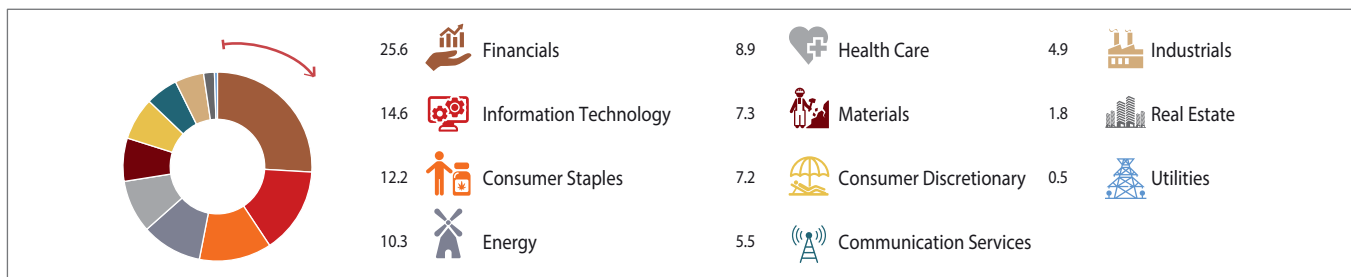
Lipper Leaders Rating

Funds are rated on a numeric scale of 5 to 1, with '5' representing funds with the highest rating (Top 20%) or Lipper Leaders, and '1' representing the lowest rated funds

INDIA FRONTLINE EQUITY FUND (IFEF)

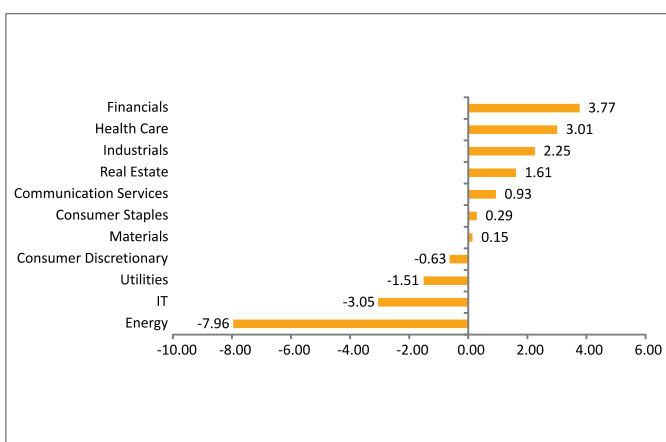
A sub-fund of ABSL Umbrella UCITS Plc.

Sector Allocation (as on 31st July 2020)

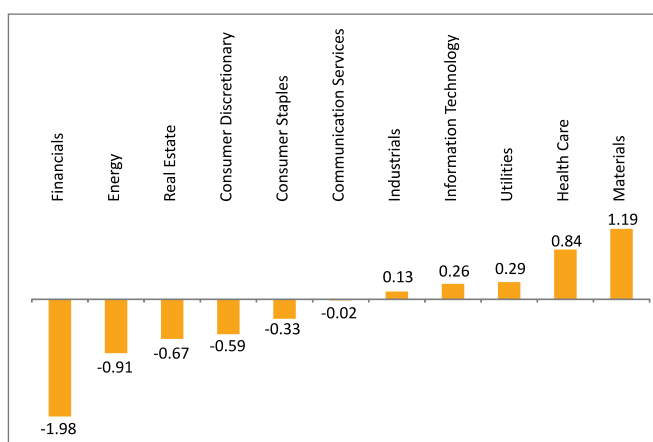


The above industry classification follows GICS Sector Classification Data is percentage (%)

Active Weight



Attribution



The above industry classification follows GICS Sector Classification. Portfolio details and attribution as of July 31, 2020. Attribution analysis for 1 Year data. Data in percentage (%).

Top Holdings (as on 31st July 2020)

INSTRUMENT NAME	% NAV
RELIANCE INDUSTRIES LTD	9.29
INFOSYS LTD	9.20
ICICI BANK LTD	6.28
BHARTI AIRTEL LTD	5.48
HINDUSTAN UNILEVER LTD	4.26

INSTRUMENT NAME	% NAV
HDFC LTD	3.73
HDFC BANK LTD	3.60
KOTAK MAHINDRA BANK LTD	3.48
LARSEN & TOUBRO LTD	2.82
HCL Technologies	2.64

Disclaimers:

This briefing has been prepared for your information only and shall not be reproduced, redistributed, passed on or relied upon by any person for any purpose. This presentation does not constitute an offer or an invitation to sell, to subscribe for or otherwise acquire any shares, interests or units of any funds (the "Funds") mentioned in this presentation to any person in any jurisdiction (i) in which such offer or invitation is not authorized or (ii) in which the person making such offer or invitation is not qualified to do so or (iii) to any person to whom it is unlawful to make such offer or invitation. Nothing in this presentation should be construed as investment advice and is not a recommendation to buy or sell shares, interests or units in the Funds.

Investing in the Funds involves a high degree of risk and may not be suitable for all investors. You should seek advice from an independent professional, financial or tax adviser with regard to your investment objectives, your particular needs, financial situation, risk profile and risk appetite. No assurance can be given that your investment objectives will be achieved or that you will receive a return of all or part of your principal. You are strongly urged to review the prospectus or offering memorandum of the Fund (including the risk considerations described therein), the subscription agreement and all related fund documents and to discuss any prospective investment in the Fund with your professional, financial or tax adviser.

Although the information herein has been obtained from sources believed to be reliable, we do not guarantee its accuracy, completeness or fairness and it should not be relied upon as such. We have relied upon and assumed, without independent verification, the accuracy and completeness of all information available from public sources. Opinions, estimates, forecasts, assumptions, derived valuations and target price(s) contained in this presentation are as of the date indicated, which may not prove valid and may be changed without notice. Further, statements and assertions contained in this presentation may reflect the views and opinions of the investment manager of the Fund, which may be based in whole or in part on such data and other information and are for informational purposes only. They do not constitute a recommendation by the investment manager to buy, sell or hold any shares or interests in the Fund or investment advice in such shares or interests, and the investment manager accepts no liability for any loss whatsoever and howsoever arising from any use of or reliance on any of the opinions or views expressed.

Past performance should not be taken as an indication or guarantee of future performance. Any predictions, projection, or forecast on the economy, stock market, bond market or the economic trends of the market is not necessarily indicative of the future performance of any of the funds to be launched. Investments are subject to investment and foreign exchange risks including the possible loss of the principal amount invested. The value of units and any income from them may fall as well as rise.

This briefing has been prepared without any regard to your specific investment objectives, financial situation and any of your particular needs. The Funds discussed in this presentation may not be suitable for all investors. You should independently evaluate and assess the relevance, accuracy and adequacy of the information contained in this presentation and make such independent investigation as you may consider necessary or appropriate for such purpose. You may wish to seek advice from a professional, financial or tax advisor before making a commitment to invest in the shares, interests or units of the Funds mentioned in this presentation. Should you choose not to seek advice from a professional, financial or tax advisor, you should consider carefully whether the Fund is suitable for you.

The Fund has not been approved for distribution in or from Switzerland by the Swiss Financial Market Supervisory Authority. As a result, the Fund's shares/units may only be offered or distributed to qualified investors within the meaning of Swiss law. The Representative of the Fund in Switzerland is Bastions Partners Office SA with registered office at Route de Chêne 61A, 1208 Geneva, Switzerland. The Paying Agent in Switzerland is Banque Heritage SA, with registered office at Route de Chêne 61, 1208 Geneva, Switzerland. The place of performance and jurisdiction for Shares/Units of the Fund distributed in or from Switzerland are at the registered office of the Representative.

Aditya Birla Sun Life Asset Management Company Limited is regulated by the Dubai Financial Services Authority (DFSA).

Past or projected performance is not necessarily a reliable indicator of future results. All references to future figures in this communication are indicative only.

This marketing material is intended only for Professional and Market Counterparty clients and that no other person should act on it.

This communication is not intended to represent Investments or professional advice and you should seek your own professional advice before making your Investments decision.

For further details on Charges refer to the Prospectus and Supplement of the Fund.

Aditya Birla Sun Life Asset Management Company Pte. Ltd., Aditya Birla Sun Life Asset Management Company Limited and any associated company shall not be liable in any manner whatsoever for any consequences (including but not limited to any direct, indirect or consequential losses, loss of profits and damages) of any reliance on or usage of this presentation and accept no legal responsibility from any one who directly or indirectly receives this material. The final investment decision must be made by you as the investor and the responsibility for the investment must be taken by you.

Aditya Birla Sun Life Asset Management Company Pte Ltd
Unit Entity No: 201001946G