

# INDIA QUALITY ADVANTAGE FUND (IQAF)- B Share

A sub-fund of ABSL Umbrella UCITS Plc.

## Investment Manager

Aditya Birla Sun Life Asset Management Company Pte. Ltd.

## Investment Objective

The investment objective of the Fund is to generate superior risk-adjusted returns.

## Investment Philosophy

The Fund invests in companies in India exhibiting consistent high-quality growth with investment horizon of medium-to-long term. It adopts a bottom-up stock election approach based on 'Quality' parameters including but not restricted to Return on Equity, Return on Capital employed, Earnings and Profit margins.

## Key Facts (as on November 2023)

Inception Date	March 15th, 2019
Total Fund Size	USD \$17.75 million
NAV "B" Share	USD \$187.68
Domicile	Dublin, Ireland
Fund Base Currency	USD
UCITS	Yes
Benchmark	MSCI India SMALLCAP
Benchmark Ticker	MXINSC

## Share Class wise

B	
ISIN	IE00BJ8RGQ37
Fund Ticker	AINQABS ID Equity
Swiss Valor	43014541
Initial Charges	NIL
Redemption Charges*	Max 3.0%**
Minimum Initial Subscription (USD)	5,000
Minimum Additional Purchase (USD)	1000
Minimum Redemption (USD)	1000

\*This is the maximum that might be taken out of your money before it is invested or before the proceeds of your investment are paid out respectively.

\*\* The exit load would be charged in the below slabs:

Charge 3% for investors exiting within 1 year of investment. Charge 2% for investors exiting within 2 years of investment. Charge 1% for investors exiting within 3 years of investment. For further details on Charges refer to the Prospectus and Supplement of the Fund.\*

## Risk Statistics

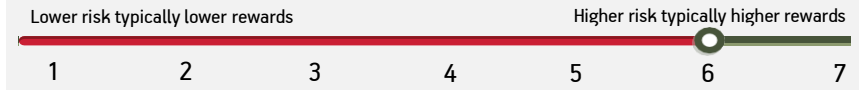
Standard Deviation	Sharpe Ratio #	Beta
16.58%	0.49	0.87

Risk ratios pertain to "B" share class

Standard Deviation, Sharpe Ratio & Beta are calculated on Annualized basis using 3 year history of monthly USD returns. All statistical ratios w.r.t. MSCI India Small Cap Index

# Risk-free rate assumed to be 5.45% (3 Month US Treasury Bill yield as on 30-November-2023)

## Synthetic Risk & Reward Indicator (SRRI)



## Market Outlook – November 2023

In November 2023, the Nifty closed with strong gains. The Mid-cap Index and Small-cap Index outperformed the Large-cap Index and were up 10% and 12%, respectively. All ten sectors delivered positive absolute returns, albeit five sectors underperformed their EM counterparts. Comm Services and Health Care were the best-performing sectors on an absolute basis, while Cons. Disc. outperformed the most on a relative basis. Cons. Staples delivered the lowest absolute returns, while technology underperformed the most relative to its EM counterpart. Some of the key developments during the month were as follows: (1) the US Fed maintained the policy rate within the 5.25-5.50% range, (2) Moody's downgraded its outlook on US debt to negative from stable, (3) the Reserve Bank of India tightened norms for personal loans and credit cards in the form of higher capital requirements, (4) S&P Global Ratings increased India's FY2024 GDP growth forecast to 6.4% from 6% earlier, (5) the results for the assembly elections of Rajasthan, Madhya Pradesh, Telangana, Chhattisgarh and Mizoram will be announced on December 3. Total institutional flows were positive for the 17th consecutive month. Domestic investors continued to lead the bid, buying stocks worth US\$1.5bn, whereas FPIs turned buyers, with inflows at US\$1.1bn.

In India, economic environment continues to remain favorable as indicated by high-frequency macro indicators viz. capex, GST, PMI, credit, and service exports. Indian growth story remains intact and resilient with both industry and services doing well. Government capex has continued to be resilient: PMIs, GST collection/E-way bills, credit growth, residential housing demand and power consumption points to sustenance of growth momentum, even though there is some weakness in consumption, especially in listed corporate space.

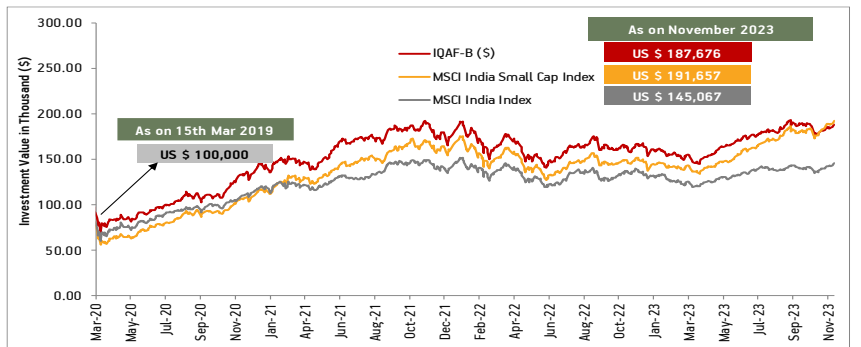
We believe that global headwinds and upcoming General election means that meaningful turnaround in private capex will take some more time. However, government capex momentum has been quite strong.

Inflation momentum has weakened significantly both in September and October, with sharp decline in food inflation driven by cooling of vegetable prices. Core inflation maintained its downward trend and at 4.53% is at lowest level in 42 months. With the govt. very focused on keeping tab on food inflation, we expect inflation to remain moderate in the upcoming data and unlikely to cause concern to RBI. The govt's fiscal account remained healthy with strong tax collections. We expect the government to meet its fiscal deficit target of 5.9% given the strong tax collection, despite the possibility of some fiscal giveaways in the run-up to election.

We believe the higher for longer rate scenario globally will have a rub off effect in India. Hence rate cuts anticipated in the next calendar year might get delayed. However, the recent cool off in US treasury yields should provide some comfort to Emerging Markets including India.

Large-cap stocks' market cap to GDP ratio is approaching a reasonable zone, as stock prices consolidate, and economic growth expands. Currently, earnings yield spread of mid, small, and micro-caps to large caps are at an unattractive zone, which may result in muted returns ahead. Though we remain structurally positive in mid & small caps in the med-to-long term, we continue to believe that there could be short-term volatility in this space given the valuation catch-up and relative valuation comfort in Large caps. Within equity, domestic focused themes viz. Banking and Financial Services, Consumption, Healthcare, and Domestic Manufacturing are preferred to global cyclicals.

## Fund Performance (as on November 2023)



Period	IQAF-B	MSCI India SmallCap Index	Outperformance	MSCI India Index	Outperformance
1 Month	6.1%	8.8%	-2.7%	6.5%	-0.5%
3 Months	0.9%	6.6%	-5.7%	5.1%	-4.2%
6 Months	12.1%	27.1%	-15.0%	10.6%	1.5%
9 Months	24.7%	38.6%	-13.9%	19.7%	5.0%
1 Year	14.3%	28.4%	-14.1%	4.6%	9.8%
2 Year	4.1%	10.0%	-5.9%	2.3%	1.8%
3 Year	13.6%	22.9%	-9.3%	11.6%	2.0%
Since Inception	14.1%	14.8%	-0.6%	8.2%	5.9%
YTD	17.1%	33.7%	-16.6%	10.6%	6.4%

Source: Bloomberg, ABSLAMC Internal Research

Returns are net of expenses. Returns are in % and absolute returns for period less than 1 year & CAGR for period 1 year or more. The returns for IQAF B Share & MSCI (India) are in US Dollars. Past performance is not indicative of future results. MSCI- Morgan Stanley Capital International. CAGR - Compounded Annualized Growth Rate. Returns shown above are point to point returns.

**Morningstar Rating:** Overall Rating based on risk-adjusted returns out of 396 funds as of 30/11/2023

**Lipper Leaders Rating:** Funds are rated on a numeric scale of 5 to 1, with '5' representing funds with the highest rating (Top 20%) or Lipper Leaders, and '1' representing the lowest rated funds

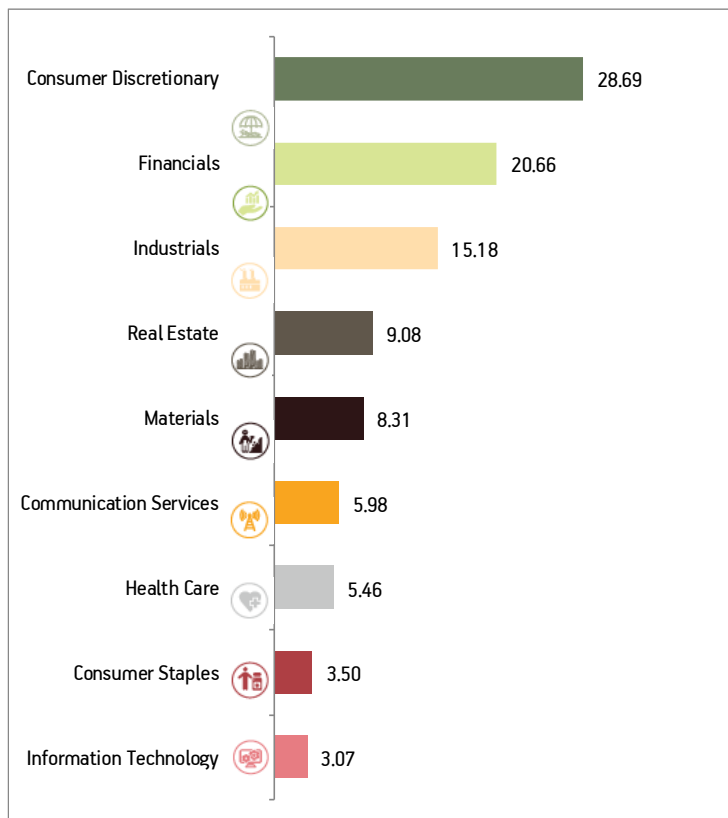


# INDIA QUALITY ADVANTAGE FUND (IQAF)- B Share

A sub-fund of ABSL Umbrella UCITS Plc.

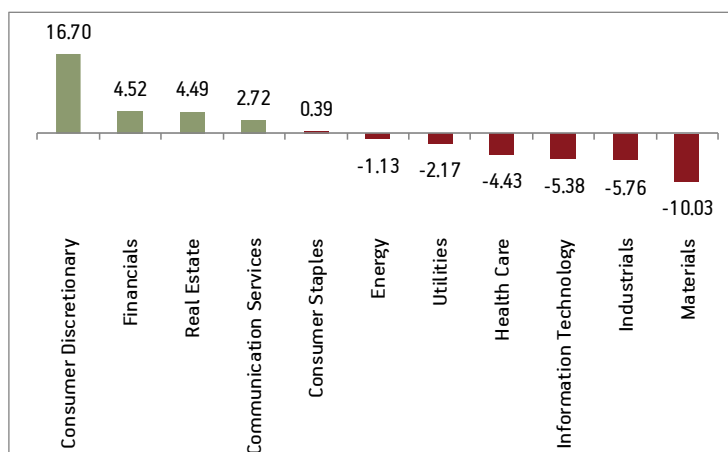
	CY 2020	CY 2021	CY 2022	YTD 2023
<b>IQAF-B</b>	25.4%	30.8%	-10.1%	17.1%
MSCI India Small Cap Index	19.6%	50.7%	-13.7%	33.7%
Outperformance	5.8%	-19.9%	3.6%	-16.6%
MSCI India Index	14.1%	25.1%	-8.7%	10.6%
Outperformance	11.3%	5.7%	-1.4%	6.4%

## Sector Allocation (as on November 2023)



The above industry classification follows GICS Sector Classification Data is percentage (%)

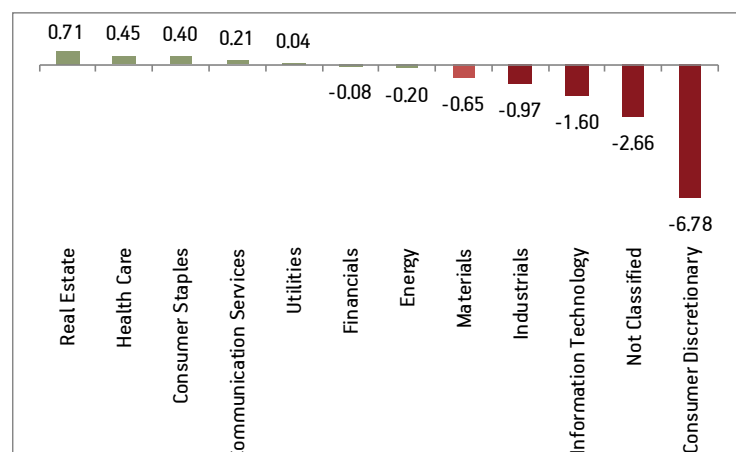
## Active Weight



## Top Holdings (as on November 2023)

INSTRUMENT NAME	% NAV
TD Power Systems Ltd	4.34
Phoenix Mills Ltd/The	3.78
LIC Housing Finance Ltd	3.73
Go Fashion India Ltd	3.59
Ashoka Buildcon Ltd	3.54
Balrampur Chini Mills Ltd	3.50
Dalmia Bharat Ltd	3.37
Manappuram Finance Ltd	3.34
Affle India Ltd	3.29
Shoppers Stop Ltd	3.27

## Attribution



The above industry classification follows GICS Sector Classification. Portfolio details and attribution as of November 2023. Attribution analysis for 1 Year data. Data in percentage (%).

# INDIA QUALITY ADVANTAGE FUND (IQAF)- B Share

A sub-fund of ABSL Umbrella UCITS Plc.

## Disclaimers:

Aditya Birla Sun Life Asset Management Company Pet Ltd has not been registered under the United States Investment Company Act of 1940, as amended, nor the United States Securities Act of 1933, as amended. Not for sale in the U.S. or to U.S. Persons. A US Person is defined as (a) any individual who is a citizen or resident of the United States for federal income tax purposes; (b) a corporation, partnership or other entity created or organized under the laws of or existing in the United States; (c) an estate or trust the income of which is subject to United States federal income tax regardless of whether such income is effectively connected with a United States trade or business. This briefing has been prepared for your information only and shall not be reproduced, redistributed, passed on or relied upon by any person for any purpose. This presentation does not constitute an offer or an invitation to sell, to subscribe for or otherwise acquire any shares, interests or units of any funds (the "Funds") mentioned in this presentation to any person in any jurisdiction (i) in which such offer or invitation is not authorized or (ii) in which the person making such offer or invitation is not qualified to do so or (iii) to any person to whom it is unlawful to make such offer or invitation. Nothing in this presentation should be construed as investment advice and is not a recommendation to buy or sell shares, interests or units in the Funds.

Investing in the Funds involves a high degree of risk and may not be suitable for all investors. You should seek advice from an independent professional, financial or tax adviser with regard to your investment objectives, your particular needs, financial situation, risk profile and risk appetite. No assurance can be given that your investment objectives will be achieved or that you will receive a return of all or part of your principal. You are strongly urged to review the prospectus or offering memorandum of the Fund (including the risk considerations described therein), the subscription agreement and all related fund documents and to discuss any prospective investment in the Fund with your professional, financial or tax adviser.

Although the information herein has been obtained from sources believed to be reliable, we do not guarantee its accuracy, completeness or fairness and it should not be relied upon as such. We have relied upon and assumed, without independent verification, the accuracy and completeness of all information available from public sources. Opinions, estimates, forecasts, assumptions, derived valuations and target price(s) contained in this presentation are as of the date indicated, which may not prove valid and may be changed without notice. Further, statements and assertions contained in this presentation may reflect the views and opinions of the investment manager of the Fund, which may be based in whole or in part on such data and other information and are for informational purposes only. They do not constitute a recommendation by the investment manager to buy, sell or hold any shares or interests in the Fund or investment advice in such shares or interests, and the investment manager accepts no liability for any loss whatsoever and howsoever arising from any use of or reliance on any of the opinions or views expressed. **Past performance should not be taken as an indication or guarantee of future performance.** Any predictions, projection, or forecast on the economy, stock market, bond market or the economic trends of the market is not necessarily indicative of the future performance of any of the funds to be launched. Investments are subject to investment and foreign exchange risks including the possible loss of the principal amount invested. The value of units and any income from them may fall as well as rise.

## Primary Risk Disclosures:

- Investment in shares of the Fund involves investment risks such as trading volumes, settlement risk, liquidity risk, default risk including the possible loss of principal and there is no assurance or guarantee that the objectives of the Fund will be achieved.
- As the price / value / interest rates of the securities as well as the currency in which the Fund invests fluctuates, the value of your investment in the Fund may go up or down depending on the various factors and forces affecting capital markets and money markets in India.
- Past performance of the Promoter / Investment Manager does not guarantee future performance of the Fund and may not necessarily provide a basis of comparison with other investments.
- The name of the Fund does not, in any manner, indicate either the quality of the Fund or its future prospects or returns.
- The Fund is not a guaranteed or assured return fund.
- Indian equity and Equity Related Instruments by nature are volatile and prone to price fluctuations on a daily basis due to both macro and micro factors.
- The use of derivatives by the Fund affects the volatility of the Fund and exposes it to the risk of loss due to the unexpected application of a law or regulation or because contracts are not legally enforceable or documented correctly.

The Morningstar Rating™ for funds, or "star rating," is calculated for managed products (including mutual funds, variable annuity and variable life subaccounts, exchange-traded funds, closed-end funds, and separate accounts) with at least a three-year history. Exchange-traded funds and open-ended mutual funds are considered a single population for comparative purposes. The top 10% of products in each product category receive 5 stars, the next 22.5% receive 4 stars, the next 35% receive 3 stars, the next 22.5% receive 2 stars, and the bottom 10% receive 1 star. The Overall Morningstar Rating for a managed product is derived from a weighted average of the performance figures associated with its three-, five-, and 10-year (if applicable) Morningstar Rating metrics. The weights are: 100% three-year rating for 36-59 months of total returns, 60% five-year rating/40% three-year rating for 60-119 months of total returns, and 50% 10-year rating/30% five-year rating/20% three-year rating for 120 or more months of total returns. While the 10-year overall star rating formula seems to give the most weight to the 10-year period, the most recent three-year period has the greatest impact because it is included in all three rating periods.

Lipper Leaders for Total Return may be the best fit for investors who want the best historical return, without looking at risk. This measure alone may not be suitable for investors who want to avoid downside risk. For more risk-averse investors, Total Return ratings can be used with Preservation and/or Consistent Return ratings to make an appropriate selection that balances the risk and return. The funds in each index receive scores for each metric in each time period. The bottom 20% of funds receive a "1". The second quintile receives a "2", the third a "3", the fourth a "4". Meanwhile, the fifth quintile receives a "5". The top 20% of funds, those ranked "5," earn the "Lipper Leaders" designation.

This briefing has been prepared without any regard to your specific investment objectives, financial situation and any of your particular needs. The Funds discussed in this presentation may not be suitable for all investors. You should independently evaluate and assess the relevance, accuracy and adequacy of the information contained in this presentation and make such independent investigation as you may consider necessary or appropriate for such purpose. You may wish to seek advice from a professional, financial or tax advisor before making a commitment to invest in the shares, interests or units of the any of the Funds mentioned in this presentation. Should you choose not to seek advice from a professional, financial or tax advisor, you should consider carefully whether the Fund is suitable for you.

The Fund has not been approved for distribution in or from Switzerland by the Swiss Financial Market Supervisory Authority. As a result, the Fund's shares/units may only be offered or distributed to qualified investors within the meaning of Swiss law. The Representative of the Fund in Switzerland is Bastions Partners Office SA with registered office at Route de Chêne 61A, 1208 Geneva, Switzerland. The Paying Agent in Switzerland is Banquet Heritage SA, with registered office at Route de Chêne 61, 1208 Geneva, Switzerland. The place of performance and jurisdiction for Shares/Units of the Fund distributed in or from Switzerland are at the registered office of the Representative.

- "Aditya Birla Sun Life Asset Management Company Limited is regulated by the Dubai Financial Services Authority (DFSA)".
- "Past or projected performance is not necessarily a reliable indicator of future results. All references to future figures in this communication are indicative only".
- "This marketing material is intended only for Professional and Market Counterparty clients and that no other person should act on it".
- "This communication is not intended to represent Investments or professional advice and you should seek your own professional advice before making your Investments decision".

For further details on Charges refer to the Prospectus and Supplement of the Fund

Aditya Birla Sun Life Asset Management Company Pte. Ltd., Aditya Birla Sun Life Asset Management Company Limited and any associated company shall not be liable in any manner whatsoever for any consequences (including but not limited to any direct, indirect or consequential losses, loss of profits and damages) of any reliance on or usage of this presentation and accept no legal responsibility from any one who directly or indirectly receives this material. The final investment decision must be made by you as the investor and the responsibility for the investment must be taken by you.

Aditya Birla Sun Life Asset Management Company Pte Ltd

Unit Entity No: 2010019466